




## HOW TO CREATE A VOLUNTEER ACCOUNT IN RAPTOR

1. Log in to [www.cfisd.net](http://www.cfisd.net).
2. Select "Community Involvement".
3. Select "Volunteer" from the drop box.



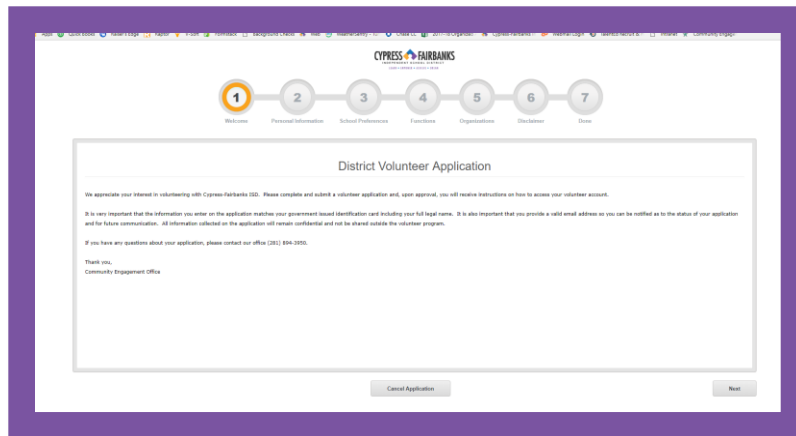
4. If you are a Parent, Grandparent or Legal Guardian click on [Volunteer Portal Account](#).

### Volunteers: Parent, Grandparent or Legal Guardian

If you are the parent, grandparent or legal guardian of a student enrolled in the CFISD school where you wish to volunteer, please register with the district by:

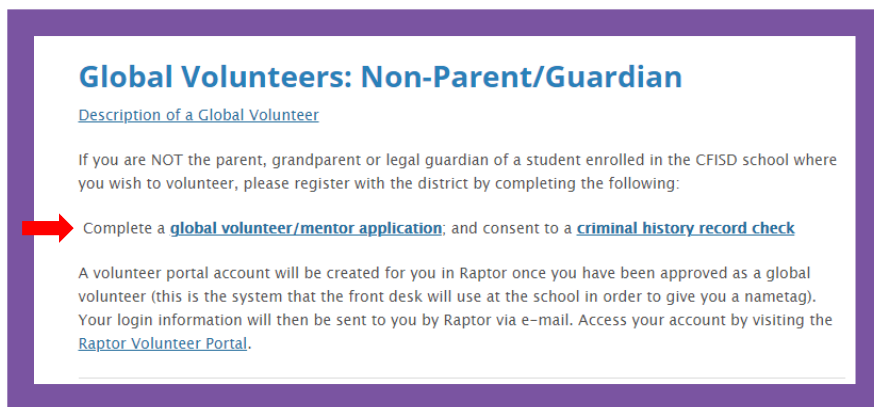
1. Creating a [Volunteer Portal Account](#) (receiving your password from [donotreply@raptortech.com](mailto:donotreply@raptortech.com) may take up to 5 business days).
2. Contacting your school's Community Engagement liaison for additional volunteer opportunities at your campus.

5. Complete the application.



6. If you are not a Parent or Legal Guardian, from the Global Volunteer section select:

Complete a [global volunteer/mentor application](#) and consent to a [criminal history record check](#).



7. Complete the application, consent to a criminal history record check and click "SUBMIT".

Please allow one week for your application to be approved.

You will receive a confirmation email once your application is approved.

If you have any questions, please call the Community Engagement Office.

281-894-3950