

# PTO News & Events

## Week of March 25, 2024

In the weekly newsletter, you'll find information about upcoming events sponsored by the PTO and fundraisers for events. You can also find information and signups on our website: <https://popepto.org>

Want to know more or have questions about how to volunteer? Please email our Pope PTO VP of Communications, Janet Banes, at [info@PopePTO.org](mailto:info@PopePTO.org)

### ***Spring Events Calendar is now available***

A calendar featuring the events from the Spring is now available for you to view. You can find the calendar at the bottom of this newsletter or on the PTO website in the newsletter section.

### ***Spirit Nights!***

We have lots of Spirit Nights still planned for the Spring. Spirit Nights are a great way to support the PTO and our school, and we love seeing our Pope Panthers at each event!

Coming up in the month of April we have Spirit Nights at the following locations:

- Crust Pizza: April 3
- Chick-fil-A Fry Road: April 10
- D'Lites Houston: April 30

Keep an eye out for flyers with more information!

### ***Lost and Found***

Our Lost & Found Crew works hard to reunite your student with their missing belongings. Please label each item your student brings to school to assist our Lost and Found Crew in this task.

Check out the Google Drive link for pictures of the items currently without an owner!

Lost & Found Google Drive link: [https://drive.google.com/drive/folders/13DC5sZxXBzT9HYw-RVAfBtA6JXyNVmlr?usp=drive\\_link](https://drive.google.com/drive/folders/13DC5sZxXBzT9HYw-RVAfBtA6JXyNVmlr?usp=drive_link)

See your item in the Lost & Found pictures? Contact our Lost and Found Chair, Kat Neal, at [katayount@gmail.com](mailto:katayount@gmail.com)

### ***Need to Order a Yearbook?***

Do you still need to order a yearbook? Yearbooks are \$60.00. Visit the PTO website to order. Don't delay and miss out on this chance to capture your child's memories. Only limited quantities will be available for purchase after delivery in May.

### **Upcoming Dates**

03/22	PRIDE Store Pope Spirit Night: Adventure Kids Playcare
03/26	SRC Demo: Pre-K Animal Friends
<b>03/29</b>	<b>NO SCHOOL</b>
04/03	Pope Spirit Night: Crust Pizza
04/04	SRC Demo: 5 <sup>th</sup> Grade Bird Study Skins
04/05	5 <sup>th</sup> Grade Party Planning Meeting: 9AM Cafeteria
04/08	Spring Pictures
04/10	Pope Spirit Night: Chick- Fil-A Fry Road
04/11	SRC Demo: 3 <sup>rd</sup> Grade Arthropods
4/13-14	Fathers-N-Flashlights
<b>4/15</b>	<b>NO SCHOOL</b>

## **Submitting Pictures to Yearbook**

---

Please make sure to submit your pictures to the yearbook in a timely manner! We ask that you turn in your pictures no later than 10 days after the event.

- There are two ways you can submit:
  1. Upload via Balfour's website: [images.balfour.com](https://images.balfour.com) using your phone or computer (**RECOMMENDED**)  
OR
  2. Upload the Balfour ImageShare app
- Our "Project Number" is: 427093 and leave the "Upload Code" blank
- You can only upload 10 images at a time, so it may take more than one upload if you have a lot. JPEG files preferred; HEIC files may be too large and give you an error.
- Be detailed in your names and captions –
  - Name: John Smith, Jane Doe, 2nd Grade, Ms. Jones
  - Caption: Meet the Teacher
- You can list as many names as you know in the name section. You can always ask your student to help you identify who is in the picture - they'll know names, even if it's just a first name.

If you are an iPhone user and are having problems submitting your pictures through the ImageShare app, please see the "Yearbook Help for iPhone Users" flyer below.

## ***PTO Online Directory is Active***

---

As part of your PTO Membership, you have access to our online directory on our website. Directory information is only available to families with a paid membership and cannot be accessed by the general public. To access the Directory, visit the PTO website and look for the icon on the main menu.

If you have any questions about the online directory or how to edit what information you share with other PTO members, please check out our Online Directory FAQ [here](#)

## ***Pope Teacher & Staff Favorites***

---

Want to know what our Pope Teachers and Staff Members really want?? Check out their "Favorites" sheet on the PTO website. Each teacher and staff member has submitted a page with all the details you need to know to brighten their day!

## ***Volunteering in CFISD & at Pope***

---

When you volunteer at any CFISD campus or Pope, you will want to make sure to sign-in at the Front Desk as a volunteer. This will print "volunteer" on your name tag and automatically log your volunteer hours for you. When you sign in as a "visitor," no volunteer hours are recorded.

- **To sign in as a "volunteer," you must have a volunteer account in the CFISD RAPTOR system.**
  - If you volunteered last year and had a volunteer name tag: You should already have an account in place. You can check your account by clicking this link to sign in to the Volunteer Portal: [CFISD Raptor Volunteer Portal](#)
  - If you are new to volunteering at Pope: You will need to create an account by following the instructions in the document below called "VIPS Registration, RAPTOR, and Reporting Your Time."
  - If you have any problems logging in or creating an account, please contact CFISD Community Engagement at the phone number listed in the attachment. *Do not call the front desk at Pope - they do not handle this issue.*

## ***Checking your PTO Account & Order Information***

Haven't updated your contact information or child's teacher? Not sure if you ordered a yearbook? Visit the PTO webpage and click on the menu button labeled "My Account & PTO Orders," which after you sign in, will bring you to all the information listed for your PTO account, including your student(s) current grade and anything you have ordered through the PTO website. Please make sure your student(s) grade and teacher are updated so that items ordered through the PTO website can be delivered promptly and accurately.



# **LOST & FOUND**

**It's time to claim your student's missing items!**

**Our Lost & Found Crew works hard to reunite your student with their missing belongings.**



**Check out the Google Drive link for pictures of the items currently without an owner!**



**See your item? Contact our Lost and Found Chair, Kat Neal, at [katayount@gmail.com](mailto:katayount@gmail.com)**

# The PTO Loves our Pope Instructional Specialists!



Ashleigh Sharpe  
ELAR IS

Amy Aguilar  
Math/Science IS

## What exactly do you do at Pope?

I do a little bit of everything! I am the liaison between the district curriculum department and our teachers, I work closely with Mrs. Crites to encourage reading through Beanstack, and I work with our tutors to develop small group lessons for our students needing intervention. I greet our bus riders each morning and make sure they get home in the afternoons. I love the variety in my day, as I never know what each day may bring!

I am here to support the teachers and help them in any way I can. I dive into the curriculum with the teachers to plan lessons each week. I work closely with the math tutors to prepare extra supplemental lessons and materials for our panthers to get added support. I shop for and organize any science materials needed so we can do all the hands-on learning. I do lots of other odds and ends and love staying busy!

## What is your favorite event at Pope?

My favorite event at Pope is the Senior/5th Grade Walk, it always makes me a little emotional and PROUD to see our students walk the halls for the last time!

My favorite event at Pope is Meet-the-Teacher because there is excitement in the air to meet the teachers and see all of the students again after the summer.

# The PTO Loves our Pope Behavior Interventionist!



Melissa Garlin

What exactly do you do at Pope?

I am the behavior coach. I wrangle tiny humans. I coach students and teachers on behavior strategies. I also do the weekly Smore newsletter, the district website, act as the technology liaison (fix computers and promethean boards), and anything that is asked of me.

What is your favorite event at Pope?

The Sweetheart Dance!



**POPE  
ELEMENTARY  
SPIRIT NIGHT**




**CRUST PIZZA**

**WEDNESDAY,  
APRIL 3RD**

**11 AM - 9 PM**


**IN-STORE OR CARRYOUT  
ALL DAY**



**27008 NORTHWEST FWY., #1300  
CYPRESS, TX  
281-371-6611**

**[www.crustpizzaco.com](http://www.crustpizzaco.com)**

**INSERT RECEIPT IN  
POPE BOX BY CASHIER**



# send us your best **SNAPSHOTS** for the **YEARBOOK**

Yearbook photographers can't be everywhere, so if you've got great photos of school events or you and your friends just having fun, please share them with us. The more pictures you share, the better our yearbook will be for everyone! It's easy; submit your photos today!



## ImageShare

**WEB BROWSER  
VERSION**

**(PREFERRED)**

[images.balfour.com](http://images.balfour.com)

**MOBILE APP VERSION**

Search for Balfour ImageShare  
in your App marketplace  
and download the App.



## GETTING STARTED

- Enter our Project Number **427093**. *Upload code is not required.*
- Scroll down and agree to the **Terms & Conditions**
- Click **Start Uploading**
- Enter the student's first and last name and select their grade
- Enter your email address

## UPLOADING IMAGES

- Click **Select Photos**
- Choose up to 10 images and click **Open**
- Enter the names and information about the photos
- Click **Upload Photos**
- Your photos will be uploaded directly to the yearbook staff

*Note: The yearbook staff will review all photos & determine final yearbook content. We cannot guarantee that all submissions can be used in the book.*

**Pro Tip:** Use the same email address to login on any device to see previous uploads in the History tab.



For more great tips for ImageShare, ask BUZZ at [help.balfour.com](mailto:help.balfour.com)

**balfour.**



# Yearbook Help for iPhone Users

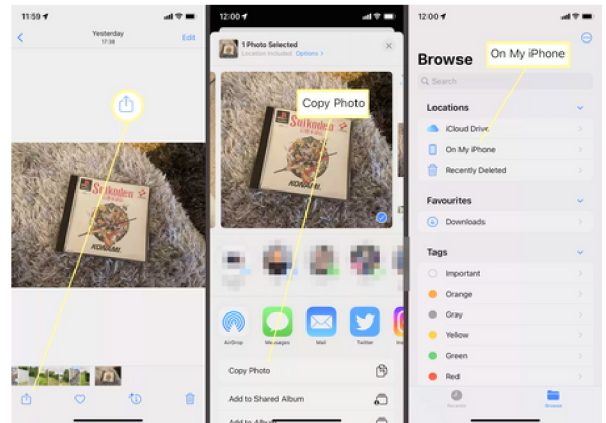
## Having trouble uploading your yearbook photos?

The iPhone's HEIC files often give errors when submitting to the ImageShare app. JPEG/JPG files are preferred.

### How to Convert HEIC to JPG on iPhone

The iPhone's Files app is one of the quickest ways to convert an image file from HEIC to JPG. Here's how to do it.

1. In the Photos app, find the photo you wish to convert and tap Share.
2. Tap Copy Photo.
3. Open the Files app on your iPhone.
4. Tap On My iPhone.
5. Long-press on an empty area and tap Paste.
6. The photo has now been pasted and automatically converted to JPG.
7. Tap the image to share it or Save Image to save it to your Photos.



### How to Permanently Convert to JPG on iPhone

If you would prefer to save all your photos automatically as JPG rather than HEIC, here's how to do so.

1. In the Settings app, tap Camera.
2. Tap Camera. Tip: You may need to scroll down to find Camera.
3. Tap Formats.
4. Tap Most Compatible to save photos automatically as JPG.

